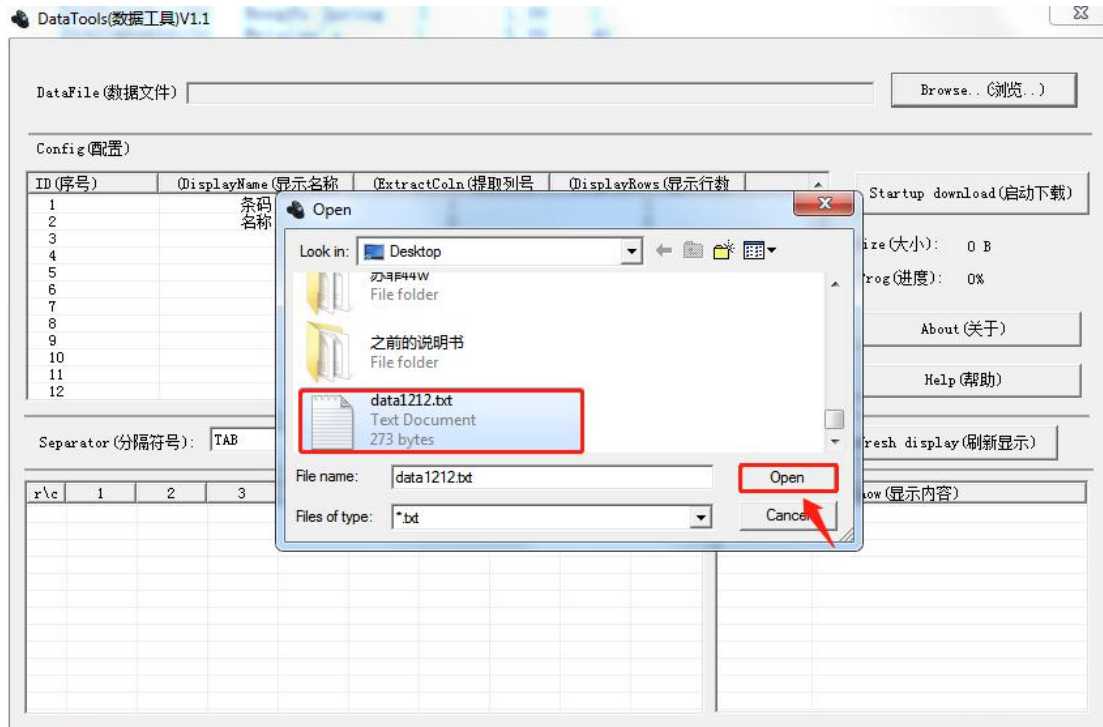
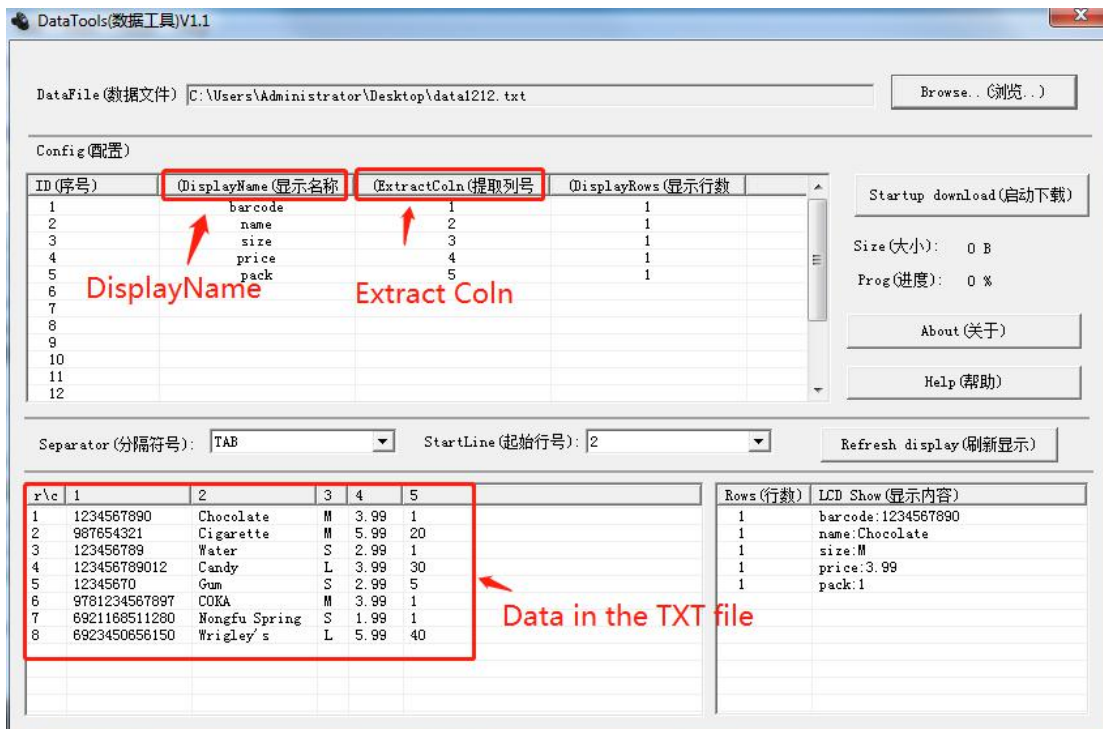




Open the TXT file.

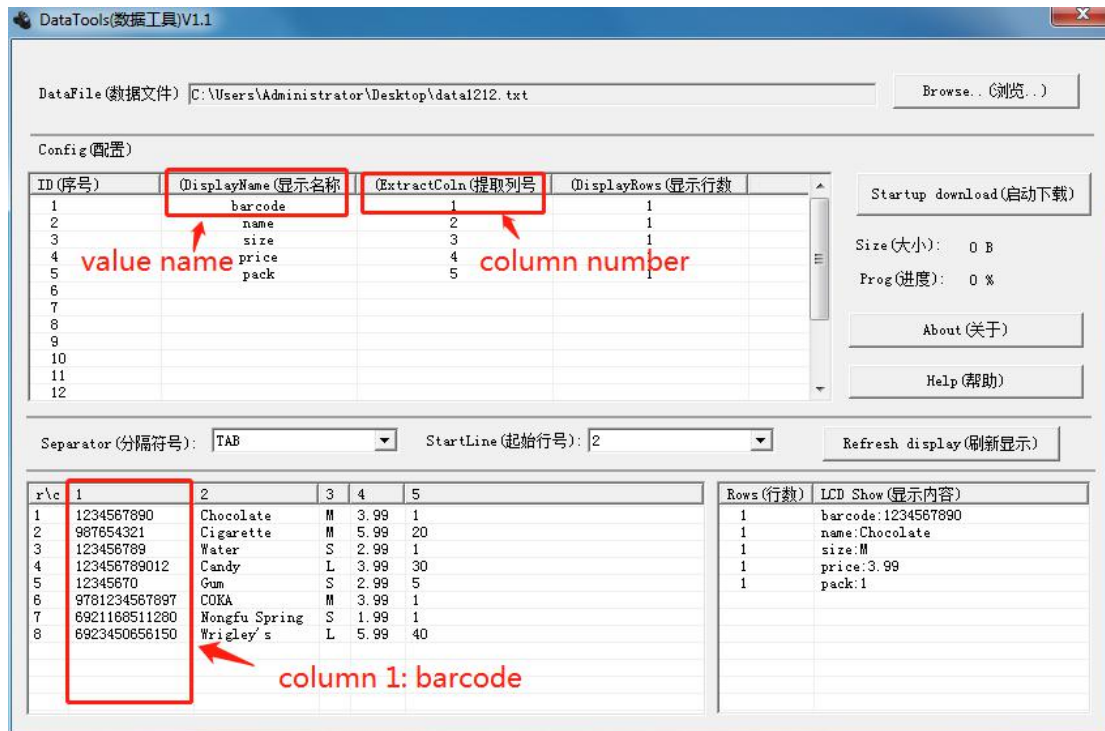


2. After opening the TXT file, the data in the TXT file will show on the lower left corner. Fill the field: **DisplayName** and field: **ExtractColn** according to the data on the lower left corner.

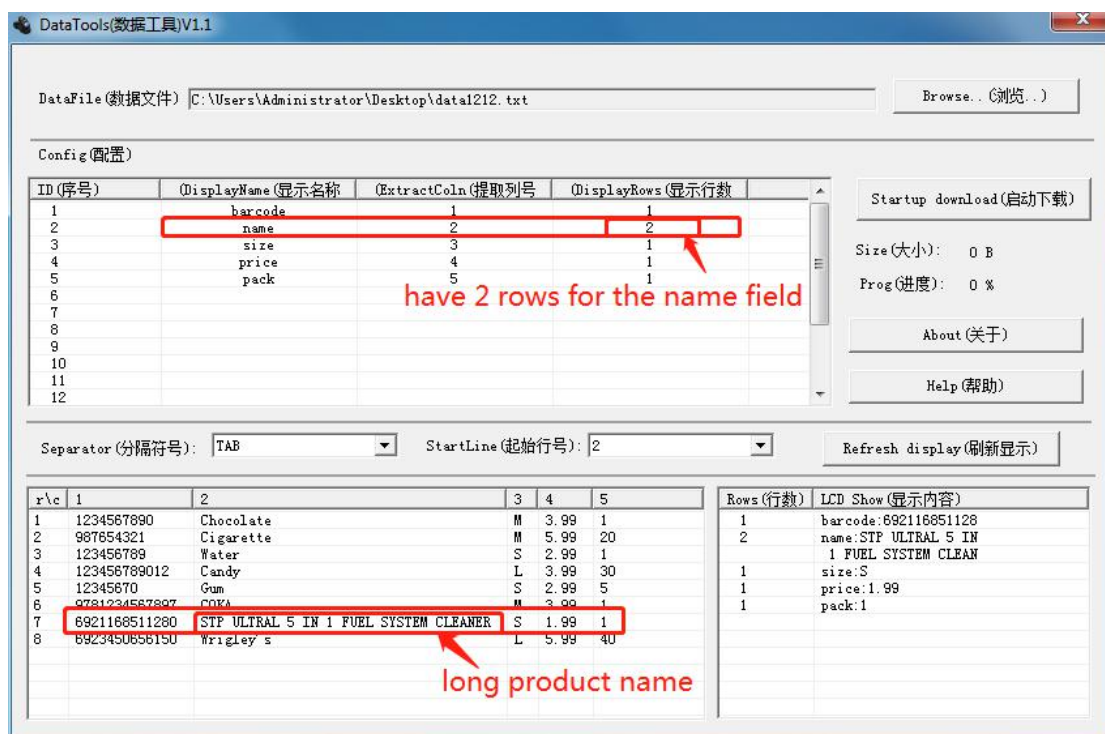


If the barcodes show on the lower left corner is in column 1, then fill with **DisplayName**: barcode, **ExtractColn**: 1.

For values in other columns, fill them in **DisplayName** and **ExtractColn** in the same way.  
 For example: if the price is in column 4, then fill **DisplayName** with "price", fill **ExtractColn** with "4".



3. Fill the **DisplayRows** according to your need. If the product name is long and need another row to display its whole name, you can fill the **DisplayRows** with "2", if 2 rows still not enough for the product name, you can fill the **DisplayRows** with "3" to have 3 rows to show the whole product name.



- Click a line in the lower left corner and the information in this line will display on the lower right corner, check if the information is right. What shows on the lower right corner is what will show on the scanner's screen while we scan the corresponding barcode.

DataFile (数据文件) C:\Users\Administrator\Desktop\data1212.txt

Config (配置)

ID (序号)	DisplayName (显示名称)	ExtractColn (提取列号)	DisplayRows (显示行数)
1	barcode	1	1
2	name	2	2
3	size	3	1
4	price	4	1
5	pack	5	1
6			
7			
8			
9			
10			
11			
12			

Startup download (自动下载)

Size (大小): 0 B

Prog (进度): 0 %

About (关于)

Help (帮助)

Separator (分隔符号): TAB StartLine (起始行号): 2 Refresh display (刷新显示)

r\c	1	2	3	4	5
1	1234567890	Chocolate	M	3.99	1
2	987654321	Cigarette	M	5.99	20
3	123456789	Water	S	2.99	1
4	123456789012	Candy	L	3.99	30
5	12345670	Gum	S	2.99	5
6	9781234567897	COKA	M	3.99	1
7	6921168511280	STP ULTRAL 5 IN 1 FUEL SYSTEM CLEANER	S	1.99	1
8	6923450856150	Wrigley's	L	5.99	40

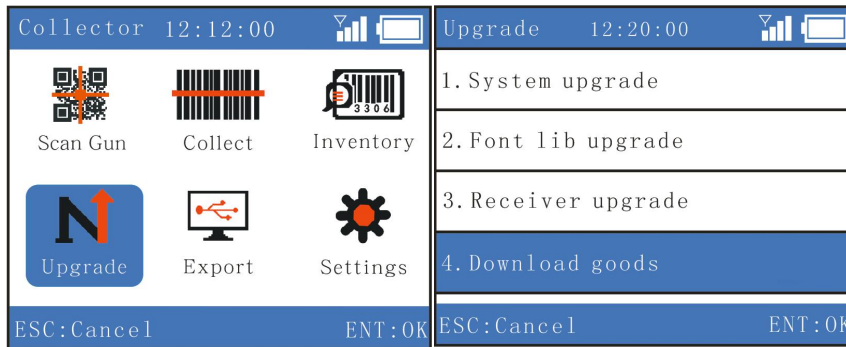
Rows (行数)	LCD Show (显示内容)
1	barcode:692116851128
2	name:STP ULTRAL 5 IN 1 FUEL SYSTEM CLEAN
1	size:S
1	price:1.99
1	pack:1

click this line

the info of the corresponding code will show on here

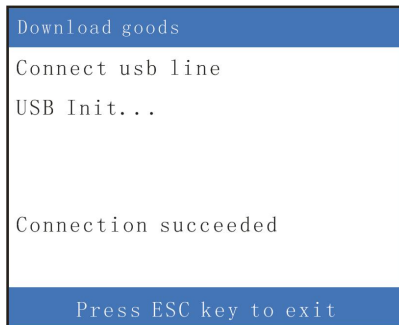
**Part 2: Have the scanner prepared and download the product details.**

1. Go to Upgrade > 4. Download goods, and connect the USB cable.

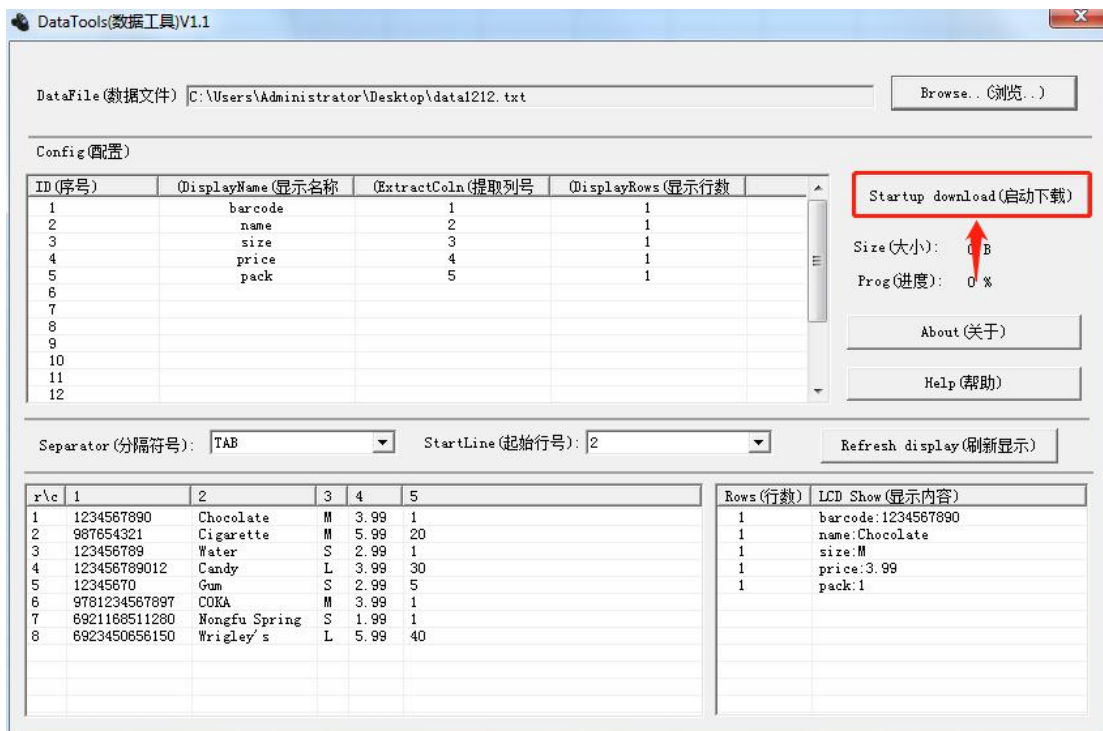


2. After connect the USB cable, the screen will display with "Connection succeeded". Then click "Startup download".

"Connection succeeded"



Click "Startup download".



### Part 3: Quote the product details in Excel.

After download the product information to the scanner, when you scan the barcode, the corresponding info will display on the scanner's screen. But if you upload the data to your pc, it will can have time, barcodes and quantity.

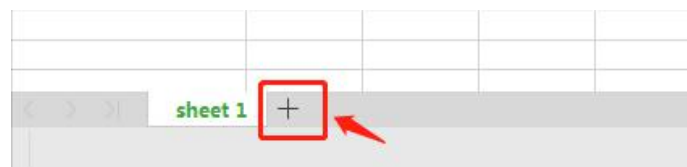
2019/7/21 17:20	1234567890	12
2019/7/21 17:20	987654321	6
2019/7/21 17:20	123456789	36
2019/7/21 17:21	123456789012	50
2019/7/21 17:21	12345670	40
2019/7/21 17:21	97812345678	24
2019/7/21 17:21	69234506561	56

With VLOOKUP function, we can quote the name and other values. (Please google "VLOOKUP".)

1. Open the Excel file we saved.

Barcode	Name	Size	Price	Pack
1234567890	Chocolate	M	3.99	1
987654321	Cigarette	M	5.99	20
123456789	Water	S	2.99	1
123456789012	Candy	L	3.99	30
12345670	Gum	S	2.99	5
9781234567897	COKA	M	3.99	1
6921168511280	Nongfu Sp	S	1.99	1
6923450656150	Wrigley's	L	5.99	40

2. Click the "+" on the lower left corner and create a new sheet in the same file.



3. Have the field names and upload the inventory data to the newly created sheet first.

	A	B	C	D	E	F	G
Time		Barcode	Quantity	Name	Size	Price	Pack
2019/7/21 17:20		1234567890	12				
2019/7/21 17:20		987654321	6				
2019/7/21 17:20		123456789	36				
2019/7/21 17:21		123456789012	50				
2019/7/21 17:21		12345670	40				
2019/7/21 17:21		9781234567897	24				
2019/7/21 17:21		6923450656150	56				

4. Use VLOOKUP function to quote the name and other field.

Time	Barcode	Quantity	Name	Size	Price	Pack
2019/7/21 17:20	1234567890	12	Chocolate	M	3.99	1
2019/7/21 17:20	987654321	6	Cigarette	M	5.99	20
2019/7/21 17:20	123456789	36	Water	S	2.99	1
2019/7/21 17:21	123456789012	50	Candy	L	3.99	30
2019/7/21 17:21	12345670	40	Gum	S	2.99	5
2019/7/21 17:21	9781234567897	24	COKA	M	3.99	1
2019/7/21 17:21	6923450656150	56	Wrigley's	L	5.99	40